




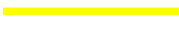
























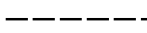







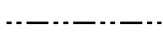


LEGEND

	existing
	to execute
	later
	not scope of general contracting
	suppress
	alternative position
	sink
	(shower) drain
	toilet
	anti-intruder storm louver with mosquito net
	wooden door: 80" high, satin finish, mouldings = 2 1/4"
	railing 6"
	lattice small holes
	tile imitation roof
	airco unit
	external faucet
	4 plug electric outlet 18" above floor
	4 plug electric outlet 4' above floor
	1 plug electric outlet 7' above floor
	ceiling lamp
	wall lamp 7' above floor
	wall lamp 7' above floor
	electric cooking plates
	fan
	shower head
	switch 4' above floor
	TV cable 7' above floor
	internet cable 1' above floor
	movement detector
	electric aggregate power consumption counter + circuit breaker
	wood
	concrete
	gravel on top of woven barrier
	ventilation blocks
	glass blocks wall 7' high
	white galvanized metal bars covered with small lattice at the inside
	sceptic
	false ceiling
	border land